

CHAMPIONNAT VAUDOIS DE GYMNASTIQUE ARTISTIQUE MASCULINE

31 MARS 2007

RÉSULTATS



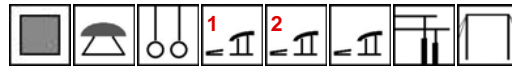
ORGANISATION FSG AMIS-GYMNASTES YVERDON-LES-BAINS



SPORT-TOTO

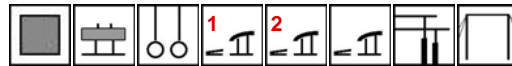
Gymnastique artistique masculine

Programme Préparatoire



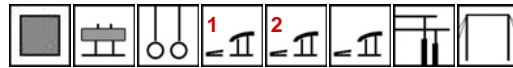
			1.00	1.00	1.00	1.40	1.80		1.10	1.00		
Or	1 HOULMANN Gildas	AG Yverdon	1999	8.70	9.60	9.70	9.20	9.90	9.55	10.20	9.80	57.55
Ag	2 GRANDIN Sylvain	FSG Montreux	1999	9.00	9.10	8.90	10.70	10.10	10.40	9.30	9.60	56.30
Br	3 MOREL Vincent	GASF	1999	8.70	8.35	9.40	10.30	10.00	10.15	9.40	8.50	54.50
	4 ZUTTER Jonathan	Nyon	1998	5.90	9.15	9.70	9.70	9.70	9.70	10.20	9.30	53.95
	5 GROSS Julien	TV Wunnewil	1999	8.00	8.00	8.90	9.20	9.30	9.25	10.00	9.50	53.65
	6 GOBET Fabien	TV Wunnewil	1999	7.60	8.85	9.00	8.90	9.00	8.95	9.60	9.50	53.50
	7 REY Florian	Nyon	1998	9.30	8.50	7.30	9.70	10.10	9.90	9.00	9.40	53.40
	8 STETTLER Ciril	TSV Gurmels	1997	6.80	8.85	8.00	9.80	9.60	9.70	8.80	9.30	51.45
	9 KLEINER Mattia	St-Prex	1998	6.60	8.70	8.20	9.50	9.80	9.65	8.50	8.80	50.45
	10 BURRI Dominic	TSV Gurmels	1998	6.20	8.60	8.10	8.50	9.20	8.85	8.30	9.60	49.65
	11 FASEL Michael	TV Wunnewil	1998	8.70	7.50	6.30	9.80	9.90	9.85	8.50	8.80	49.65
	12 OBERSON Laurent	TV Wunnewil	1998	8.40	7.40	8.40	9.50	9.30	9.40	8.30	6.50	48.40
	13 GLOOR Mathias	Morges	1999	5.90	7.35	7.30	9.90	9.90	9.90	9.30	8.60	48.35
	14 RUTZ Tristan	Vallée de Joux	2000	6.50	6.05	7.40	8.60	8.30	8.45	7.80	8.40	44.60
	15 BRUHLMANN Joachim	Vallée de Joux	1999	5.00	4.65	7.70	8.40	8.20	8.30	8.50	7.00	41.15

Note finale : Note A (ligne supérieure) + Note B (Max. 10 points)

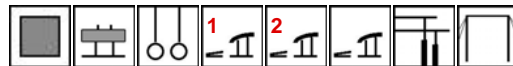
Gymnastique artistique masculine
Programme 1

			1.50	1.00	2.10	2.20	2.20	1.30	1.10			
Or	1 BOSSON Jérémie	AG Yverdon	1997	10.00	10.30	11.40	10.80	10.70	10.75	10.80	10.40	63.65
Ag	2 FRICK Melchior	GASF	1998	1.10	1.00	1.60	2.20	2.20	1.20	1.00		
				9.60	9.35	9.70	9.70	10.20	9.95	10.50	10.00	59.10
Br	3 MEYLAN Ludovic	FSG Chernex	1996	1.10	1.10	1.50	1.70	1.40	1.10	1.00		
				8.20	10.30	8.80	10.60	9.80	10.20	8.60	9.40	55.50
	4 PAILLEX Matthieu	FSG Montreux	1997	1.10	1.00	1.40	1.40	1.70	1.00	1.10		
				9.30	9.85	7.40	9.00	10.00	9.50	9.50	9.90	55.45
	5 BUGEJA Oliver	Nyon	1996	1.50	1.00	1.40	2.20	2.20	1.00	1.00		
				9.10	9.60	8.20	10.00	10.50	10.25	8.70	9.50	55.35
	6 BRENDER Jérôme	Morges	1997	1.10	1.10	1.10	1.70	1.70	1.00	1.00		
				9.00	9.80	8.80	9.90	9.40	9.65	8.00	9.40	54.65
	7 GRANDIN Julien	FSG Montreux	1996	1.10	1.00	1.30	1.40	1.40	1.10	1.10		
				8.60	9.70	8.30	9.40	9.20	9.30	7.90	10.30	54.10
	8 CHAMBAZ Vincent	Nyon	1997	1.10	1.00	1.40	1.70	1.70	1.10	1.00		
				8.70	9.40	8.50	8.60	9.60	9.10	8.30	8.70	52.70
	9 GUIOT Yoann	AG Yverdon	1996	1.30	1.00	1.60	2.20	2.20	1.00	1.00		
				8.70	8.50	8.70	10.00	10.50	10.25	7.20	8.30	51.65
	10 KOLB Arnaud	FSG Chernex	1997	1.10	1.00	1.70	1.70	1.70	1.00	1.00		
				8.10	8.00	7.90	10.10	9.90	10.00	7.50	9.40	50.90
	11 RUTZ Augustin	Vallée de Joux	1995	1.10	1.00	1.40	1.40	1.40	1.00	1.00		
				7.00	8.55	7.90	9.40	9.40	9.40	7.40	8.50	48.75
	12 EMMENEGGER Alec	Rolle	1998	1.00	1.00	1.40	1.40	1.40	1.00	1.10		
				7.70	8.10	6.70	8.10	8.50	8.30	7.80	9.20	47.80
	13 STREIT Noah	TV Wunnewil	1996	1.10	1.10	1.10	1.40	1.70	1.00	1.00		
				7.00	8.30	7.30	9.40	9.80	9.60	6.30	8.80	47.30
	14 BIELMANN Cedric	TV Wunnewil	1996	1.00	1.00	1.00	1.80	1.80	1.00	1.00		
				6.30	9.15	5.90	10.00	9.70	9.85	6.80	8.90	46.90
	15 SCHAFER Sven	TV Wunnewil	1996	1.10	1.00	1.00	1.40	1.70	1.00	1.00		
				5.80	8.25	6.80	9.20	9.90	9.55	7.50	8.00	45.90
	16 KLAY Yves	TSV Gurmels	1997	1.00	1.10	1.00	1.70	1.70	1.00	1.00		
				6.10	6.00	7.20	10.00	10.20	10.10	7.20	9.10	45.70
	17 BRUHLMANN Mathias	Vallée de Joux	1997	1.00	1.00	1.40	1.40	1.40	10.00	1.00		
				7.20	8.20	7.50	8.80	8.90	8.85	5.40	7.00	44.15
	18 CORNU Julien	AG Yverdon	1996	1.10	1.00	1.00	1.40	2.20	1.00	1.00		
				7.10	7.55	6.30	9.40	8.90	9.15	6.20	7.50	43.80
	19 EGGER Adrian	TSV Gurmels	1997	1.00	1.00	1.10	1.70	1.70	1.00	1.00		
				4.90	7.75	7.00	9.80	9.60	9.70	6.20	8.10	43.65
	20 KUHNEN Matthias	TSV Gurmels	1995	1.00	1.00	1.00	1.40	1.70	1.00	1.00		
				4.60	7.05	7.40	8.50	8.50	8.50	6.30	8.30	42.15
	21 DEUBER Jean-Marc	TSV Gurmels	1997	1.00	1.10	1.00	1.40	1.40	1.00	1.00		
				5.00	5.65	6.60	8.40	8.20	8.30	5.30	9.10	39.95
	22 HAYMOZ Adrian	TV Wunnewil	1997	1.00	1.00	1.00	0.00	1.40	1.00	1.00		
				6.20	8.00	5.20	0.00	8.70	4.35	6.70	7.00	37.45

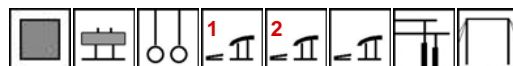
Note finale : Note A (ligne supérieure) + Note B (Max. 10 points)

Gymnastique artistique masculine**Programme 2**

Or	1	MULHAUSER Sandro	TV Wunnwil	1993	1.20	1.10	1.20	2.20	2.60	1.20	1.30	54.95
					6.80	8.45	9.10	11.40	11.40	11.40	8.90	10.30
Ag	2	AMAGJEKAJ Merit	Aigle-Alliance	1995	1.30	1.10	1.20	1.80	1.80	1.00	1.20	52.65
					6.70	8.00	9.20	10.10	10.00	10.05	8.50	10.20
Br	3	GROSSRIEDER Stefan	TV Wunnwil	1995	1.00	1.00	1.40	1.40	2.60	1.40	1.00	50.65
					7.70	8.60	9.30	0.00	11.90	5.95	9.40	9.70
	4	SCHAFER Philipp	TV Wunnwil	1994	1.10	1.10	1.00	2.20	2.60	1.00	1.00	49.25
					6.30	7.50	8.90	10.50	11.40	10.95	6.90	8.70
	5	RE Dimitri	Aigle-Alliance	1996	1.00	1.00	1.20	1.80	1.80	1.00	1.00	47.75
					5.10	6.05	9.30	9.80	10.20	10.00	7.90	9.40
	6	MULHAUSER Oliver	TV Wunnwil	1994	0.80	1.00	1.10	2.20	2.20	1.00	1.20	46.95
					4.20	6.10	8.80	10.30	11.20	10.75	7.50	9.60
	7	GRUAZ Loïc	FSG Montreux	1995	0.70	1.00	1.10	1.70	1.40	1.00	1.00	46.80
					6.20	6.10	8.80	10.50	10.30	10.40	6.20	9.10
	8	BONNY Quentin	Vallée de Joux	1996	1.00	1.00	1.30	1.80	2.10	0.90	1.10	46.65
					6.20	7.10	9.00	10.40	10.90	10.65	5.40	8.30
	9	DUFAUX Damien	FSG Chernex	1995	0.70	1.10	1.10	2.20	2.20	1.00	1.00	45.70
					5.40	8.55	9.20	0.00	11.30	5.65	7.40	9.50
	10	RAEMY Damien	TV Wunnwil	1994	1.00	1.00	1.20	2.20	2.20	1.00	1.00	43.15
					4.00	6.20	8.10	10.40	11.10	10.75	6.40	7.70
	11	SOMMER Florian	TSV Gurmels	1992	0.90	1.00	1.10	1.80	1.80	1.10	1.00	41.45
					3.00	4.95	8.20	9.70	9.70	9.70	8.20	7.40
	12	SUMMERFIELD Léonard	TSV Gurmels	1995	0.80	0.90	0.80	1.80	1.80	0.90	1.00	37.10
					5.00	4.50	6.40	9.80	10.00	9.90	4.60	6.70
	13	MOSER Manuel	TV Wunnwil	1992	1.00	0.90				0.90	1.10	32.55
					8.75	8.40				6.40	9.00	

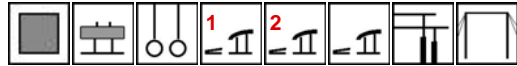
Programme 3

Or	1	MULHAUSER Nicolas	TV Wunnwil	1994	1.20	1.00	1.40	2.60	1.40	1.30	1.30	58.95
					9.50	8.65	10.40	11.40	10.40	10.90	10.30	9.20
Ag	2	DEMARTINI David	FSG Montreux	1994	1.20	0.80	0.90	1.80	1.40	0.90	1.00	51.70
					8.60	8.00	8.40	10.50	9.90	10.20	6.90	9.60
Br	3	RYSER Kevin	St-Prex	1993	0.90	1.10	0.90	1.70	1.40	1.00	0.90	49.05
					6.90	7.90	8.20	10.70	10.00	10.35	7.60	8.10
	4	DALLOSHI Betim	Rolle	1992	0.90	0.90	0.90	1.70	1.40	1.30	1.00	48.30
					6.00	6.15	8.30	11.00	10.70	10.85	9.00	8.00
	5	HILTMANN Gilles	Aigle-Alliance	1992	1.00	0.90	0.80	1.40	1.40	0.70	0.90	38.05
					5.60	5.35	6.30	9.70	10.10	9.90	3.90	7.00

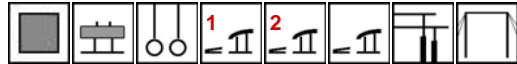
Programme 4

Or	1	CUEREL Guillaume	AG Yverdon	1991	1.00	0.80	1.00	1.40	1.40	1.00	0.90	49.15
					6.40	6.40	9.40	10.50	10.20	10.35	8.10	8.50
Ag	2	LERESCHE Christophe	AG Yverdon	1992	1.00	0.90	1.00	1.40	1.40	1.00	0.90	49.00
					6.40	6.70	9.70	10.70	9.50	10.10	9.00	7.10
Br	3	ROSATI Valentin	AG Yverdon	1992	1.00	0.80	1.10	1.40	1.40	0.90	0.90	42.95
					5.50	4.55	10.00	10.40	10.20	10.30	7.60	5.00

Note finale : Note A (ligne supérieure) + Note B (Max. 10 points)

Gymnastique artistique masculine**Programme 5**

Or	1	FRANCEY Philippe	FSG Montreux	1985	2.70	3.20	5.40	3.00		2.80	2.50	70.75	
Ag	2	BIDLINGMEYER Damien	Rolle	1987	11.60	10.65	13.80	12.00		12.00	11.20	11.50	66.95
Br	3	PELLET Jonathan	AG Yverdon	1991	3.60	3.60	2.10	3.30		2.60	1.90	63.55	
	4	ROJAS Victor	Aigle-Alliance	1987	2.90	2.30	1.90	3.00		2.60	1.90	63.20	
	5	JOST Arno	TV Wunnwil	1988	11.70	9.25	10.40	11.90		11.90	10.50	9.80	59.90
	6	DELAY Justin	AG Yverdon	1991	3.10	2.50	1.30	3.30		1.60	1.90	57.75	
	7	MAYENCOURT Mathieu	Aigle-Alliance	1989	11.60	10.10	10.00	12.60		12.60	8.60	10.30	46.60
					2.80	4.10	1.50	3.00		3.00	1.90		
					10.10	10.60	9.10	12.30		12.30	10.50	7.30	
					3.00	2.00	1.40	3.80		1.50	1.90		
					11.30	7.45	9.00	12.60		12.60	7.90	9.50	
					2.70	0.00	1.30	3.00		2.80	1.20		
					10.30	0.00	7.40	11.30		11.30	9.90	7.70	

Programme 6

Or	1	HELDNER Benjamin	TV Wunnwil	1981	3.00	3.80	3.00	3.80		4.60	4.40	72.60
					11.80	11.80	10.70	13.00		13.00	12.50	12.80

Coupe par société A**Total****1 La Côte****157.80**

1	ZUTTER Jonathan	Prépara	Nyon	53.95
2	REY Florian	Prépara	Nyon	53.40
3	KLEINER Mattia	Prépara	St-Prex	50.45

Coupe par société B**Total****1 Montreux****157.75**

1	MEYLAN Ludovic	P 1	FSG Chernex	55.50
2	PAILLEX Matthieu	P 1	FSG Montreux	55.45
3	GRUAZ Loïc	P 2	FSG Montreux	46.80

3 AG Yverdon**115.30**

1	BOSSON Jérémie	P 1	AG Yverdon	63.65
2	GUIOT Yoann	P 1	AG Yverdon	51.65

4 La Côte**110.00**

1	BUGEJA Oliver	P 1	Nyon	55.35
2	BRENDER Jérôme	P 1	Morges	54.65

6 Vallée de Joux**95.40**

1	RUTZ Augustin	P 1	Vallée de Joux	48.75
2	BONNY Quentin	P 2	Vallée de Joux	46.65

Coupe par société C**Total****1 AG Yverdon****170.45**

1	PELLET Jonathan	P 5	AG Yverdon	63.55
2	DELAY Justin	P 5	AG Yverdon	57.75
3	CUEREL Guillaume	P 4	AG Yverdon	49.15

2 La Côte**164.30**

1	BIDLINGMEYER Damien	P 5	Rolle	66.95
2	RYSER Kevin	P 3	St-Prex	49.05
3	DALLOSHI Betim	P 3	Rolle	48.30

5 Aigle-Alliance**147.85**

1	ROJAS Victor	P 5	Aigle-Alliance	63.20
2	MAYENCOURT Mathieu	P 5	Aigle-Alliance	46.60
3	HILTMANN Gilles	P 3	Aigle-Alliance	38.05